


# Discover the Enchanting World of Woodwinds: A Comprehensive Guide to Playing These Melodious Instruments

Embark on a musical odyssey as we delve into the enchanting realm of woodwind instruments. This comprehensive guide, meticulously crafted for aspiring musicians of all levels, unlocks the secrets to mastering these melodious wonders. Immerse yourself in the captivating history, intricate techniques, and boundless possibilities that woodwinds offer.

## A Symphony of History: Exploring Woodwinds Through Time





## Recorder Guide: How To Play The Woodwind Musical Instrument: Start To Play The Recorder

by Easy Classical Masterworks

★★★★☆ 4.6 out of 5

Language	: English
File size	: 5211 KB
Text-to-Speech	: Enabled
Screen Reader	: Supported
Enhanced typesetting	: Enabled
Print length	: 224 pages
Lending	: Enabled
Paperback	: 24 pages
Item Weight	: 2.88 ounces
Dimensions	: 8.5 x 0.06 x 11 inches
Hardcover	: 106 pages

FREE

DOWNLOAD E-BOOK



Woodwinds have graced our world for centuries, captivating audiences with their enchanting melodies. Their origins can be traced back to ancient civilizations, where simple pipes made from natural materials were used for ritualistic and entertainment purposes. Over time, these rudimentary instruments evolved into the sophisticated woodwinds we know today.

The Renaissance marked a significant turning point, with the invention of the transverse flute, oboe, and recorder. These instruments gained prominence in Baroque and Classical music, forming the backbone of orchestral masterpieces. The 19th century witnessed further advancements, as the clarinet and saxophone were introduced, expanding the woodwind family's expressive range.

**Meet the Woodwind Family: A Gallery of Enchanting Instruments**

The woodwind family boasts a diverse array of instruments, each with its unique character and voice. Let's explore their individual charm:

## The Flute: A Breath of Fresh Air

The image is a 'Flute Fingering Chart' from www.jennifercluff.com. It is divided into two sections: 'Low octave' and 'Middle octave'. Each section contains a grid of notes with their corresponding fingering diagrams. The notes are arranged in four rows and four columns. The first row of notes in each section is C, C# or D♭, D, and D# or E♭. The second row is E, F, F# or G♯, and G. The third row is G# or A♭, A, A# or B♭, and B. The fourth row is C, C# or D♭, D, and D# or E♭. Each note has a small diagram of a flute with dots indicating which fingers are placed on which keys. The chart also includes a small note about 'Alternate thumb or middle finger' for the A# or B♭ note. At the bottom, it says 'see www.jennifercluff.com for more flute "how to" articles.'

With its elegant shape and silvery gleam, the flute commands attention. Its soaring melodies are a staple in classical music, from Mozart's enchanting arias to Debussy's ethereal compositions. Mastering the flute requires

precise breath control and finger dexterity, but its rewards are immeasurable.

## **The Oboe: A Melancholic Masterpiece**



The oboe's distinctive conical shape and double-reed produce a hauntingly plaintive sound. Often associated with Baroque and Romantic music, it excels in conveying emotions of sadness, longing, and nostalgia. Its

piercing tone and complex fingerings pose challenges, but its expressive capabilities make it a true delight for accomplished players.

## The Clarinet: A Versatile Virtuoso



With its cylindrical bore and single-reed mouthpiece, the clarinet offers unparalleled versatility. It can soar with lyrical melodies, sing with soulful jazz improvisations, or dance to lively folk tunes. Its wide range and

expressive capabilities have made it an essential instrument in many musical genres.

## **The Saxophone: A Jazz Icon**



The saxophone, a latecomer to the woodwind family, quickly gained a cult following in the jazz era. Its rich, warm sound and distinctive shape have made it a symbol of the genre. From be-bop to swing to modern jazz, the

saxophone's soulful melodies and improvisational possibilities captivate listeners.

## **The Art of Playing Woodwinds: Embarking on Your Musical Journey**

Mastering woodwind instruments is a rewarding yet demanding pursuit. Here's a step-by-step guide to help you embark on your musical odyssey:

### **1. Choose Your Instrument: A Symphony of Preferences**

Each woodwind instrument offers its unique challenges and rewards. Consider your musical aspirations, playing style, and physical attributes when selecting your instrument. Consult with a knowledgeable music teacher to make an informed decision.

### **2. Find a Great Teacher: Guiding Your Musical Growth**

A skilled and experienced teacher is invaluable in your musical journey. They can provide personalized guidance, correct your technique, and inspire you to reach your full potential. Look for a teacher who is passionate about woodwinds and dedicated to nurturing your talents.

### **3. Embrace Regular Practice: The Path to Mastery**

Consistent practice is the cornerstone of musical excellence. Dedicate regular time each day to hone your skills. Start slowly, focusing on proper embouchure, finger positioning, and breathing techniques. As you progress, gradually increase the duration and intensity of your practice sessions.


### **4. Discover the Joy of Performance: Sharing Your Musical Gifts**

Music is meant to be shared. Join a band, orchestra, or ensemble to connect with fellow musicians and showcase your talents. Performance opportunities provide invaluable experience, boost your confidence, and allow you to share the joy of music with others.

## The Magic of Woodwinds: A Lifetime of Enchantment

Learning to play a woodwind instrument is not merely a technical pursuit; it's an artistic journey that opens doors to a world of beauty, expression, and personal fulfillment. Whether you aspire to become a virtuoso soloist or simply wish to enrich your life with music, woodwinds offer a path to boundless possibilities.

Embark on this musical odyssey today and discover the enchanting world of woodwind instruments. Let their melodies fill your soul, inspire your creativity, and connect you to the universal language of music.



### Recorder Guide: How To Play The Woodwind Musical Instrument: Start To Play The Recorder

by Easy Classical Masterworks

★★★★☆ 4.6 out of 5

Language	: English
File size	: 5211 KB
Text-to-Speech	: Enabled
Screen Reader	: Supported
Enhanced typesetting	: Enabled
Print length	: 224 pages
Lending	: Enabled
Paperback	: 24 pages
Item Weight	: 2.88 ounces
Dimensions	: 8.5 x 0.06 x 11 inches
Hardcover	: 106 pages




FREE

DOWNLOAD E-BOOK



## Enter the Enthralling World of Steel Stone Companion Collection Steel Stone

By J.R.R. Tolkien Prepare to be captivated by the Steel Stone Companion Collection Steel Stone, an extraordinary literary masterpiece that will...



## Unveiling the Psyche of Soccer: Psychological, Archetypal, and Phenomenological Perspectives

As the world eagerly awaits the highly anticipated 2023 FIFA Women's World Cup, we embark on a captivating journey into the enigmatic realm of soccer...