


Comprehensive Guide to Management of Orbito-Zygomaticomaxillary Fractures: Musheer Hussain Unveils Expert Insights

Facial fractures are a prevalent issue in trauma, with a significant number involving the orbit, zygomatic bone, and maxilla. Managing these fractures requires specialized knowledge and expertise to restore facial aesthetics and function. In his seminal work, "Management of Orbito-Zygomaticomaxillary Fractures," Dr. Musheer Hussain provides an authoritative and comprehensive guide to this complex subject.

Detailed Overview

Dr. Hussain's book meticulously examines every aspect of orbito-zygomaticomaxillary (OZM) fractures, including their classification, diagnosis, and treatment. The author draws upon his extensive experience in facial trauma surgery to present a systematic approach to patient management.



Management of Orbito-zygomaticomaxillary Fractures

by S Musheer Hussain

★★★★☆ 4.2 out of 5

Language : English
File size : 26184 KB
Text-to-Speech : Enabled
Screen Reader : Supported
Enhanced typesetting : Enabled
Print length : 168 pages



1. Classification of Fractures

The book begins by establishing a clear understanding of OZM fracture classification. Dr. Hussain discusses various systems, such as the Le Fort system and the Rowe-Killey classification, to help readers accurately categorize and plan treatment for different types of fractures.

2. Diagnostic Evaluation

Accurate diagnosis is crucial for effective management. Dr. Hussain emphasizes the importance of a detailed history and physical examination, including palpation for crepitus and step deformities. Additionally, the author explores the role of imaging studies, such as plain radiography, computed tomography (CT), and magnetic resonance imaging (MRI), in diagnosing OZM fractures.

3. Treatment Options

The book comprehensively covers all treatment modalities available for OZM fractures. Dr. Hussain presents detailed descriptions of various surgical techniques, including:

- Open reduction and internal fixation (ORIF)
- Closed reduction
- External fixation
- Minimally invasive techniques

Dr. Hussain provides step-by-step guidance on each technique, discussing indications, surgical approaches, and potential complications.

4. Postoperative Management and Complications

The book also addresses the essential aspects of postoperative management, including pain control, antibiotics, and follow-up care. Dr. Hussain highlights potential complications that may arise, such as infection, nerve damage, and malunion, and offers guidance on their prevention and management.

Key Features

Dr. Hussain's book is an invaluable resource for surgeons, residents, and healthcare professionals involved in facial trauma management. It offers several key features that enhance its usability and impact:

1. Comprehensive Coverage

The book covers the entire spectrum of OZM fractures, providing a one-stop reference for all aspects of management.

2. Expert Guidance

Dr. Hussain's extensive experience and expertise in facial trauma surgery is evident throughout the book. He provides practical insights and evidence-based recommendations.

3. Rich Illustrations

The book is richly illustrated with high-quality images and diagrams that enhance the understanding of complex anatomical structures and surgical techniques.

4. Case Studies and Real-World Examples


Dr. Hussain includes numerous case studies and real-world examples to illustrate the application of described principles and techniques.

Target Audience

The book is specifically designed for the following target audience:

- Oral and maxillofacial surgeons
- Plastic and reconstructive surgeons
- Otolaryngologists
- Neurosurgeons
- Trauma surgeons
- Residents in these specialties

"Management of Orbito-Zygomaxillary Fractures" by Dr. Musheer Hussain is a must-read for anyone involved in the management of facial fractures. It offers a comprehensive overview of the subject, from classification and diagnosis to treatment and postoperative care. The author's expert guidance, coupled with rich illustrations and real-world examples, makes this book an invaluable resource for surgeons and healthcare professionals seeking to enhance their knowledge and skills in this specialized field.



Management of Orbito-zygomaxillary Fractures

by S Musheer Hussain

★★★★☆ 4.2 out of 5

Language : English
File size : 26184 KB
Text-to-Speech : Enabled
Screen Reader : Supported
Enhanced typesetting : Enabled
Print length : 168 pages


FREE

DOWNLOAD E-BOOK



Enter the Enthralling World of Steel Stone Companion Collection Steel Stone

By J.R.R. Tolkien Prepare to be captivated by the Steel Stone Companion Collection Steel Stone, an extraordinary literary masterpiece that will...



Unveiling the Psyche of Soccer: Psychological, Archetypal, and Phenomenological Perspectives

As the world eagerly awaits the highly anticipated 2023 FIFA Women's World Cup, we embark on a captivating journey into the enigmatic realm of soccer...