


# 50 Essential Tips for ESL/EFL Students: Mastering English Fluency

Embark on a transformative language learning journey with our comprehensive guide for ESL/EFL students. This meticulously crafted resource unveils 50 indispensable tips to empower you in your quest to master English fluency. Whether you're a novice or an ardent learner, these practical techniques will propel your progress to unprecedented heights.



## Fifty Ways to Practice Listening: Tips for ESL/EFL Students (50 Ways to Practice English) by Lida R. Baker

★★★★☆ 4 out of 5

Language : English  
File size : 3503 KB  
Text-to-Speech : Enabled  
Screen Reader : Supported  
Enhanced typesetting : Enabled  
Word Wise : Enabled  
Print length : 35 pages

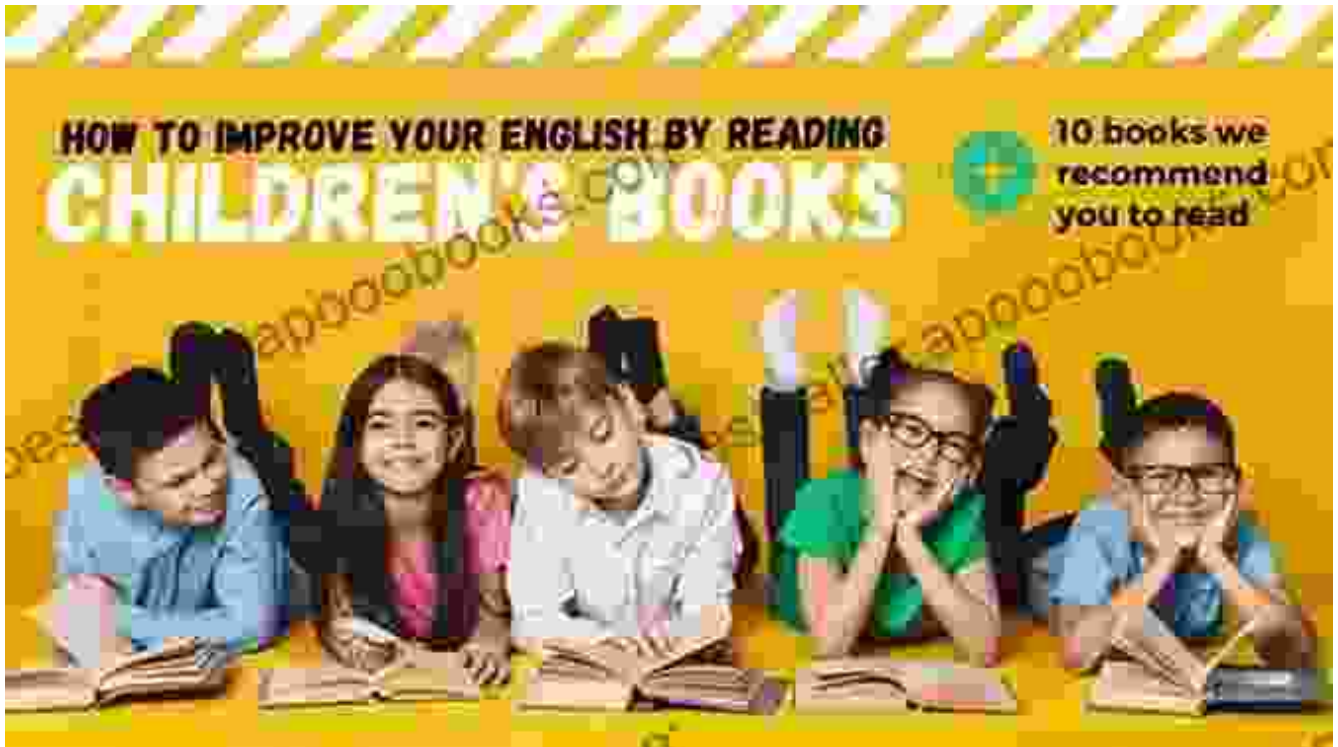


## 1. Immerse Yourself in English



Surround yourself with English wherever you go! Stream English movies and TV shows, listen to podcasts, and engage in online forums. By exposing yourself to the language regularly, you'll absorb vocabulary, grammar, and pronunciation effortlessly.

## **2. Read Voraciously**



Delve into captivating English literature, newspapers, and blogs. Reading expands your vocabulary, enhances your understanding of sentence structure, and introduces you to different writing styles.

### 3. Keep a Vocabulary Book



Carry a notebook to jot down unfamiliar words and expressions encountered during your studies. Regularly reviewing these new entries will significantly boost your vocabulary.

#### 4. Test Yourself Regularly



Challenge yourself with practice tests and quizzes to monitor your progress and identify areas for improvement. Utilize online resources or Free Download practice books to enhance your exam readiness.

#### 5. Seek Language Exchange Partners



Connect with native English speakers through language exchange apps or websites. Engage in conversations to improve your fluency, pronunciation, and cultural understanding.

## **6. Practice Speaking from Day One**

# Top 5 Tips & Tricks to Speak English Fluently

1. Start Speaking English as much as possible
2. Interact with English Every Single Day
3. Learn Phrases Not Words
4. Don't focus too much on English grammar
5. Learn from a Trainer/Tutor.

**Vasu Spoken English**

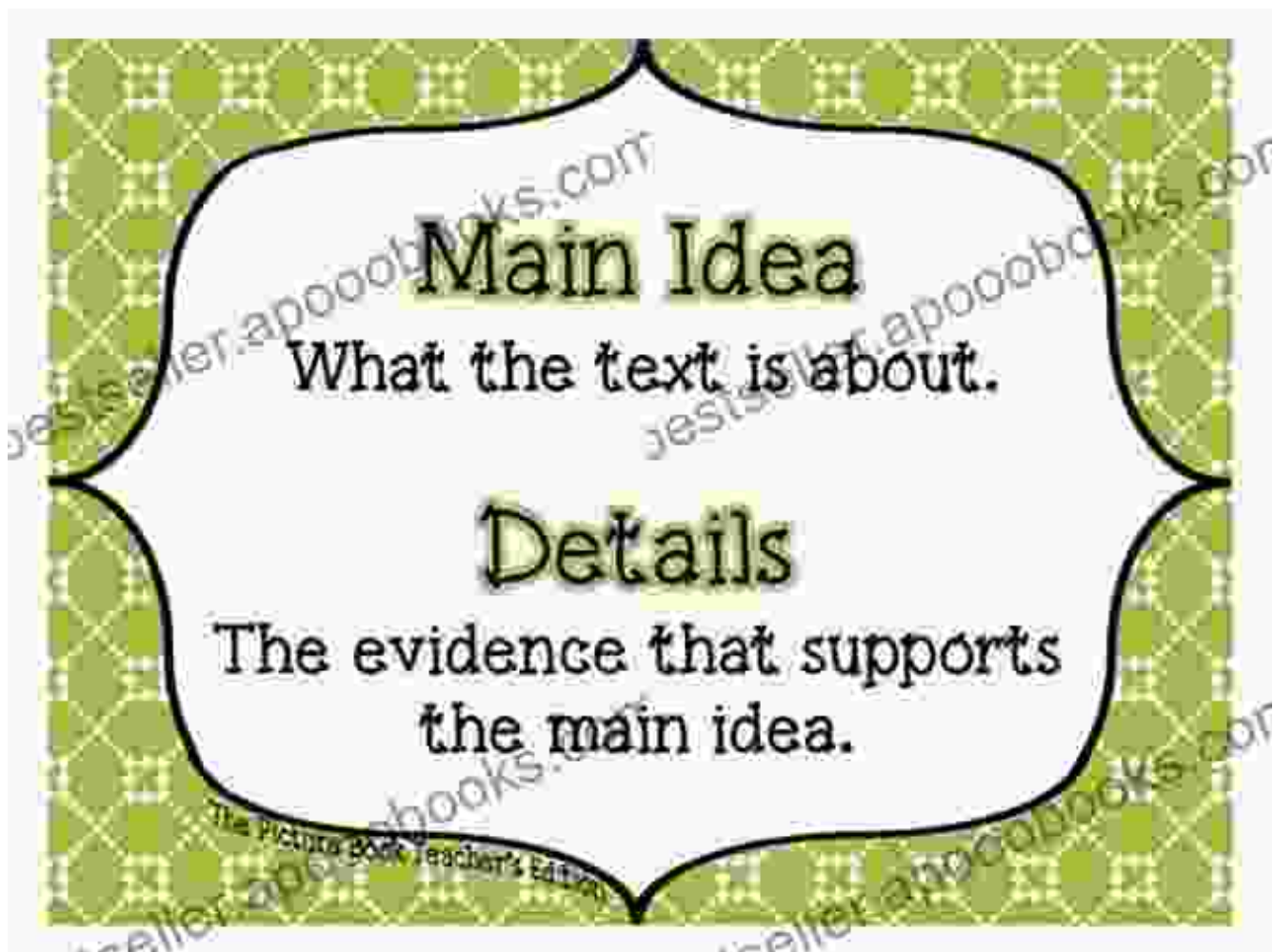
Kukatpally KPHB Hyderabad

CALL US NOW!  
7416545990



Don't wait for perfection! Begin speaking English from the outset, even if you make mistakes. Practice with friends, family, or a language tutor to build confidence and fluency.

## 7. Focus on Active Listening



When listening to English, actively engage your mind. Focus on comprehending the main points and supporting details. Repeat what you hear to improve your retention.

## **8. Imitate Native Speakers**

www.wordscoach.com

## What is Pronunciation?

Pronunciation is a crucial component of language learning, as it enables effective communication with native speakers and comprehension of spoken language. Good pronunciation can also boost confidence when speaking a new language.

Follow us on:



Here are some tips for improving your pronunciation:

- Listen to native speakers
- Imitate native speakers
- Use pronunciation guides and exercises
- Practice with a language tutor or language exchange partner
- Use pronunciation software or apps
- Be patient with yourself

Pay keen attention to how native English speakers pronounce words and phrases. Imitate their intonation, accent, and rhythm to enhance your own pronunciation and fluency.

## 9. Use Flashcards for Vocabulary Building





Create flashcards with unfamiliar words and their definitions. Review them regularly to strengthen your memory and expand your vocabulary.

## 10. Set Realistic Goals



Avoid overwhelming yourself with unrealistic goals. Set achievable targets and celebrate your progress along the way. This will maintain your motivation and foster a positive mindset.

## 11. Use Technology to Your Advantage



Embrace technology to enhance your learning experience. Utilize language learning apps, websites, and software to supplement your studies and make learning more interactive and engaging.

## **12. Find a Study Buddy**



Connect with a fellow language learner and form a study group. Sharing notes, practicing conversation, and providing feedback can greatly enhance your learning journey.

### **13. Don't Be Afraid to Make Mistakes**



Mistakes are inevitable, so embrace them! View them as learning opportunities and don't let fear of making errors hinder your progress.

#### **14. Be Consistent with Your Studies**



Regular practice is crucial for language mastery. Dedicate specific time slots each day or week to studying English and stick to them as much as possible.

### **15. Utilize Online Dictionaries and Translators**

**dough** LISTEN US

UK: <sup>\*</sup> /ˈdɔː/ US: /ˈdoʊ/, (dō)

definition | Conjugation (es) | English synonyms | English collocations | Conjugator (EN) | in context | images

**WordReference** Collins WR Reverse (2)

WordReference English-Spanish Dictionary © 2021

### Principal Translations

<u>Inglés</u>		<u>Español</u>
<b>dough</b> <i>n</i>	(bread mixture) The baker shaped the dough and left it to rise. El panadero le dio forma a la masa y la dejó leudar.	<b>masa</b> <i>nf</i>
<b>dough</b> <i>n</i>	(pastry or biscuit mixture) Sarah rolled the dough and placed it in the tin dish. Dan always keeps a batch of dough in the fridge so that he can make biscuits quickly if he has unexpected guests. Sarah enrolló la masa y la puso en el molde bajo. Dan siempre guarda una remesa de masa en la nevera para hacer galletas rápidamente si tiene invitados inesperados.	<b>masa</b> <i>nf</i>
<b>dough</b> <i>n</i>	<i>slang</i> (money) Could you lend me a little dough? I'll pay you back at the end of the month. Me podrías prestar un poco de pasta? Te lo devolveré a final de mes.	(ES, coloquial) <b>pasta</b> <i>nf</i> (AR, coloquial) <b>guita</b> <i>nf</i> (PR, coloquial) <b>chavos</b> <i>nmpi</i> (MX, coloquial) <b>lana</b> <i>nf</i>

Keep online dictionaries and translators handy. They provide instant access to word meanings, synonyms, and translations, enhancing your understanding and vocabulary.

## 16. Watch English-Language Movies with Subtitles



Watching English-language movies with subtitles allows you to associate words with their spoken form and improve your listening comprehension skills.

## **17. Use Grammar Checker Tools**



Utilize grammar checker tools to identify and correct grammatical errors in your writing. This helps you refine your sentence structure and enhance your overall writing proficiency.

## 18. Participate in Online Forums and Discussion Boards





Engage in online forums and discussion boards dedicated to English language learners. Connect with others, share experiences, and seek advice, fostering a sense of community.

### **19. Use English-Language Social Media**



Follow English-language accounts on social media, such as news outlets, celebrities, and influencers. Engage with their content, comment on posts, and expand your understanding of colloquial language and cultural references.

## **20. Study Idioms and Phrasal Verbs**

# COMMON ENGLISH IDIOMS

<b>Bad Apple</b>	A discontented, troublemaking, or dishonest person
<b>Go Pear-Shaped</b>	To fail; to go wrong
<b>Life is A Bowl of Cherries</b>	Life is wonderful or very pleasant
<b>Second Banana</b>	A person in a subservient position
<b>Snowball's Chance in Hell</b>	No chance at all
<b>Behind the Scenes</b>	In a way not apparent to the public
<b>Cooking Up a Storm</b>	Cooking a great deal of food
<b>Hit the Books</b>	To study (generally said of students)
<b>Hit the Hay</b>	To go to bed
<b>Change One's Tune</b>	To alter one's opinion about something
<b>Face The Music</b>	Dealing with consequences of one's actions
<b>Get the Picture</b>	Understand what's happening
<b>When It Rains, It Pours</b>	Problems tend to come in groups
<b>Behind the Times</b>	Old-fashioned
<b>Take Your Time</b>	Don't hurry, work at a relaxed pace
<b>Time is Money</b>	Time is valuable, so don't waste it

Mastering idioms and phrasal verbs is essential for fluency. These expressions add depth and personality to your speech, enhancing your ability to communicate like a native speaker.

## 21. Practice Writing Regularly



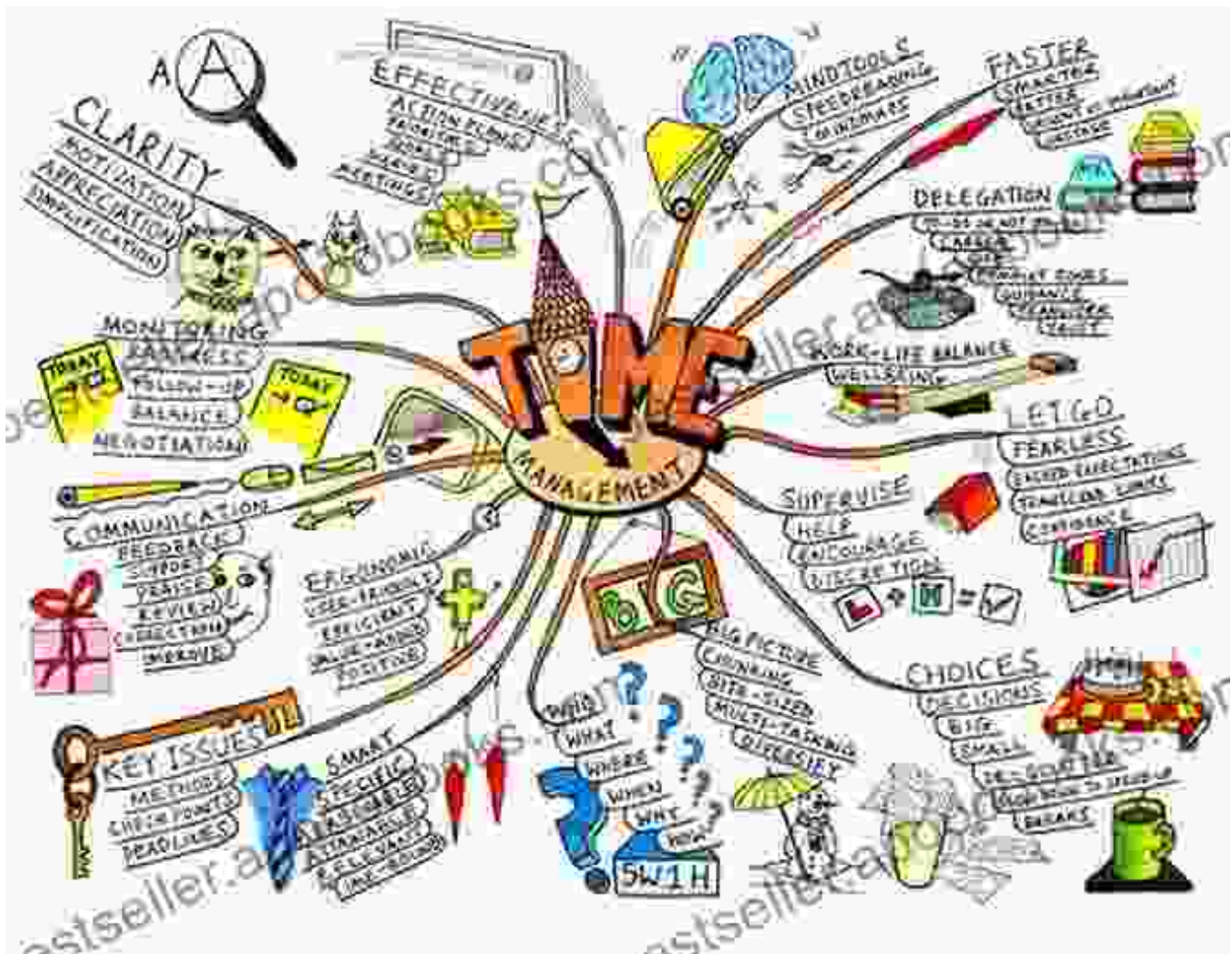
Regular writing practice helps you develop fluency, organization, and clarity in your written communication. Start with journal entries or short stories and gradually move to more complex forms of writing.

## **22. Get Feedback on Your Writing**




Share your writing with native speakers or language instructors to receive feedback on grammar, vocabulary, and style. This invaluable input helps you identify areas for improvement and refine your writing abilities.

### **23. Use Mind Mapping Techniques**



Mind mapping is a powerful tool for organizing thoughts and ideas. Use it to visually connect concepts, expand vocabulary, and facilitate memorization.

## 24. Use Mnemonics to Enhance Memory



### Fifty Ways to Practice Listening: Tips for ESL/EFL Students (50 Ways to Practice English) by Lida R. Baker

★★★★☆ 4 out of 5


Language : English  
 File size : 3503 KB  
 Text-to-Speech : Enabled  
 Screen Reader : Supported  
 Enhanced typesetting : Enabled

Word Wise : Enabled  
Print length : 35 pages



## Enter the Enthralling World of Steel Stone Companion Collection Steel Stone

By J.R.R. Tolkien Prepare to be captivated by the Steel Stone Companion Collection Steel Stone, an extraordinary literary masterpiece that will...



## Unveiling the Psyche of Soccer: Psychological, Archetypal, and Phenomenological Perspectives

As the world eagerly awaits the highly anticipated 2023 FIFA Women's World Cup, we embark on a captivating journey into the enigmatic realm of soccer...